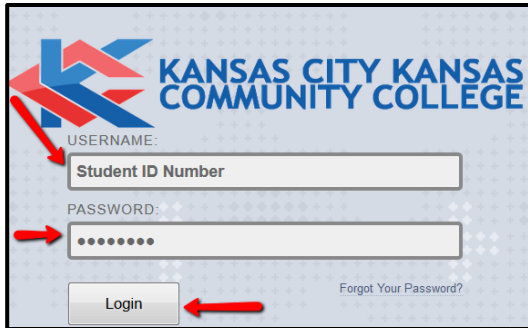
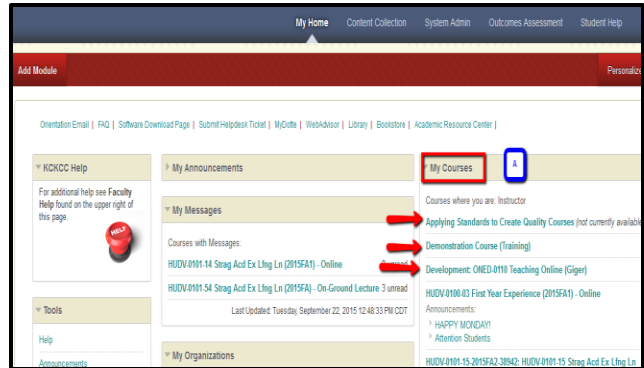


How to Find My Grades in Blackboard

1. Sign into Blackboard

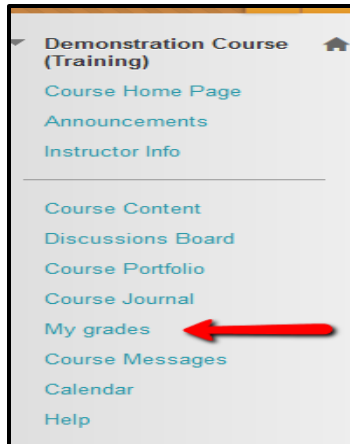


2. Click on Course you are taking on the right side.



3. Look at the column on the left side of the page.

Click on **My Grades**.



4. My Grades has a list of all of your assignments that should be completed during the course. Notice the title of assignment, the due date, whether it has been graded, and what your score is.

Breathing Life Into Sherlock Holmes DUE: AUG 13, 2014 Test	Aug 14, 2014 9:44 AM GRADED	2 points out of 20	2.00 /20
SafeAssign 1 Assignment	Apr 6, 2016 8:39 AM SUBMITTED	Assignment Graded	-
Safe Assign 2 Assignment	Apr 5, 2016 10:02 AM SUBMITTED	Assignment Submitted not graded	-
Inline Grading Assignment	Apr 5, 2016 10:43 AM GRADED	Assignment Graded	30.00 /35